

Foreigners performing work in Poland in January 2025¹

8.07.2025

At the end of January 2025, the share of foreigners in the total number of persons performing work was 6.4%

**1 045.0
thousand**

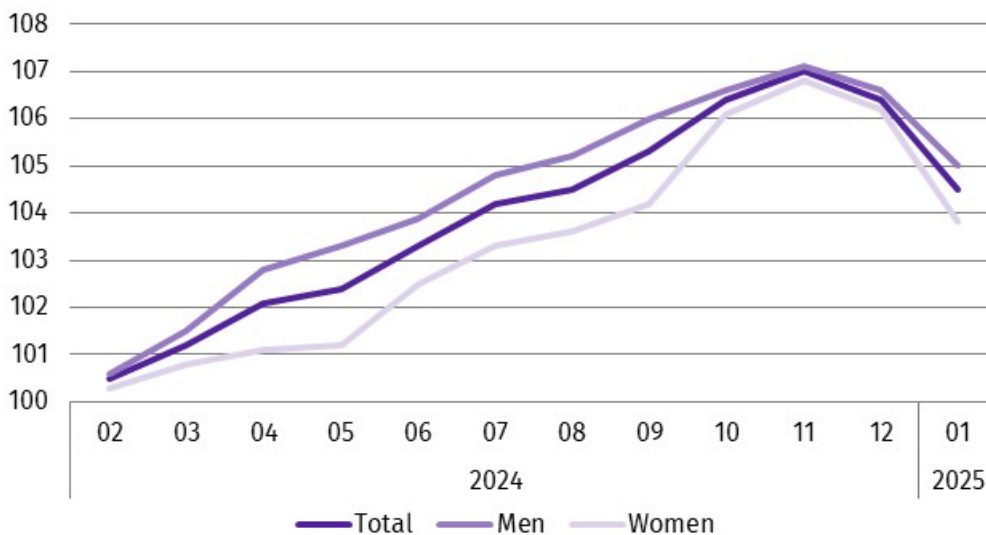
number of foreigners performing work in Poland as at 31 January 2025

On the last day of January 2025, there were **1 045.0 thousand foreigners performing work in Poland, i.e. by 4.5% more than in January 2024. Compared with the previous month, their number decreased by 1.8%.**

In the analysed population of foreigners, the majority were men – their share was 59.7% and it was by 0.3 percentage points (pp) larger than in January 2024 and by 0.2 pp larger than a month earlier.

Compared with January 2024, the number of foreigners performing work decreased both for women and men – by 2.3% and 1.5%, respectively. In contrast, compared with January 2024, the number of women increased by 3.8% and the number of men increased by 5.0%.

Chart 1. Indices of the number of foreigners performing work by sex
(01 2024 = 100)



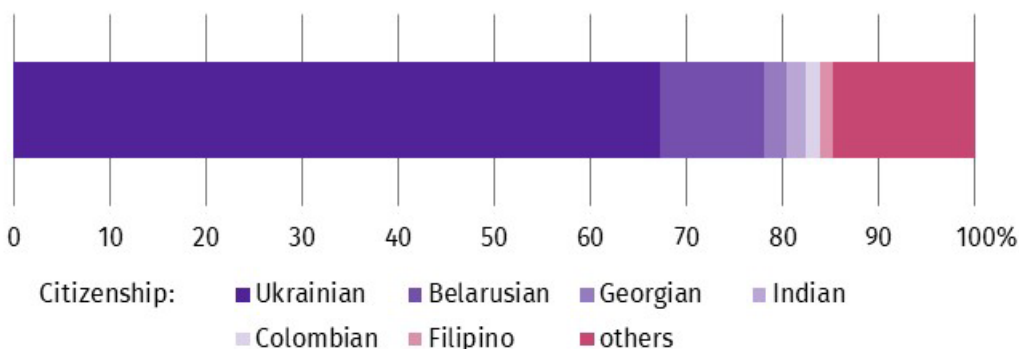
As at 31 January 2025, among foreigners performing work, 398.8 thousand persons worked only under contracts of mandate and related contracts. There were 3.3% more of them than in January 2024, but 3.8% fewer than a month earlier.

¹ Starting from the data for January 2025 the population of persons performing work also includes owners, co-owners and leaseholders of individual agricultural holdings including contributing family workers (2.2 thousand persons).

The most numerous group of foreigners performing work in Poland were Ukrainian citizens. As at 31 January 2025, there were 701.8 thousand of them, i.e. by 2.2% more than in the same month of the previous year, but by 1.7% fewer than in December 2024.

Ukrainian citizens accounted for 67.2% of the total number of foreigners performing work in Poland. Their share increased compared with December 2024 by 0.1 pp and decreased by 1.5 pp compared with January 2024.

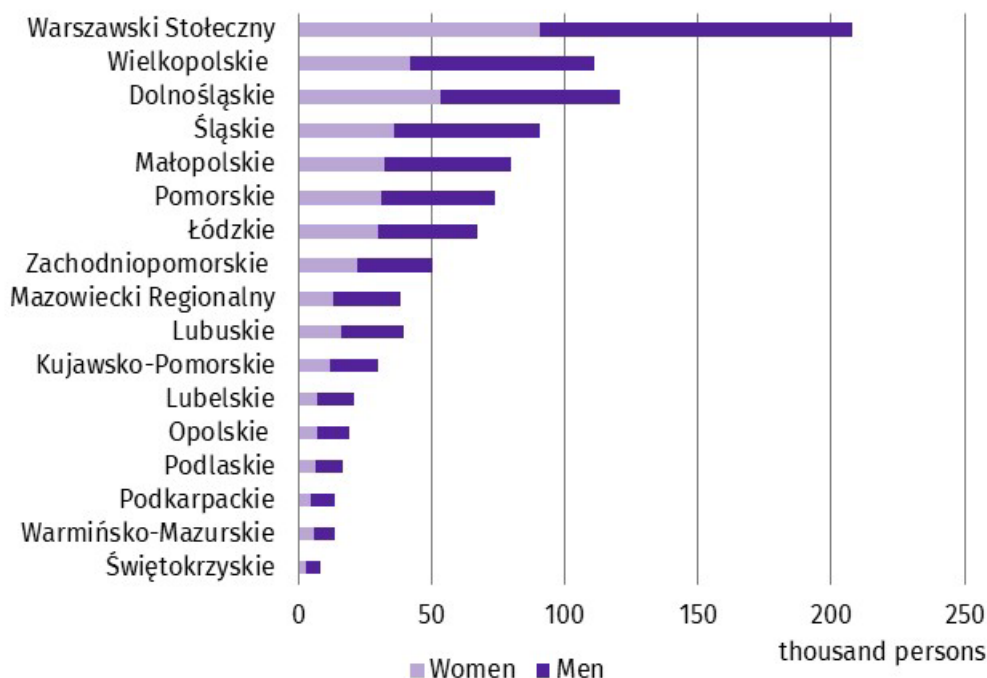
Chart 2. Structure of foreigners performing work in Poland by citizenship in January 2025
As at the end of the month



Foreigners performing work in January 2025 came from over 150 countries

On the last day of January 2025, just like in the whole 2024, almost every fifth foreigner performing work in Poland lived in the Warszawski stołeczny region (19.9%), the fewest persons of the analysed group of foreigners lived in the Świętokrzyskie region (fewer than 1.0%).

Chart 3. Foreigners performing work in Poland by sex and place of residence^a in January 2025
As at the end of the month



^a Data by statistical region (NUTS 2); excluding foreigners living abroad.

Methodological notes

The presented results are part of an experimental study aimed at determining – on the basis of administrative data sources – the number of foreigners performing work. The data presented in the experimental study concern ‘persons performing work’, i.e. employed

persons in the national economy and persons working under contracts of mandate and related contracts. According to the definition in force in the official statistics system, persons working under civil law contracts are not included in the population of employed persons in the national economy. Contracts of mandate are counted together with contracts of a related nature to which the provisions of the Civil Code apply and which involve the obligation to be covered by social and/or health insurance with the Social Insurance Institution (ZUS), i.e. agency agreements, service contracts, nanny agreements, appointment letters, contracts with members of supervisory boards and managerial contracts having the nature of a contract of mandate. Persons classified as employed who at the same time work under contracts of mandate and related contracts are counted only once and included in the group of employed persons.

The analysed population does not include persons working under contracts to perform a specified task and harvest assistance contracts (farmer's helpers).

Starting from the data for January 2025 the analysed population of persons performing work also includes owners, co-owners and leaseholders of individual agricultural holdings (including contributing family workers).

In the case of quoting Statistics Poland data, please provide information: 'Source of data: Statistics Poland', and in the case of publishing calculations made on data published by Statistics Poland, please provide information: 'Own work based on Statistics Poland data'.

Prepared by:

Statistical Office in Bydgoszcz

Director Wiesława Gierańczyk, Ph.D.

Phone: (+48 52) 366 93 90

Issued by:

Press Office

Mobile phone +48 695 255 032

Landline phones: +48 22 608 38 04, +48 22 449 41 45,
+48 22 608 30 09

e-mail: obslugaprasowa@stat.gov.pl



www.stat.gov.pl/en/



[@StatPoland](https://twitter.com/StatPoland)



[@GlownyUrzadStatystyczny](https://www.facebook.com/GlownyUrzadStatystyczny)



[gus_stat](https://www.instagram.com/gus_stat)



[glownyurządstatystycznygus](https://www.youtube.com/glownyurządstatystycznygus)



[glownyurządstatystyczny](https://www.linkedin.com/company/glownyurządstatystyczny)

Related information

[Experimental study Foreigners performing work in Poland in 2024](#)

[Methodological report Employment in the national economy](#)

[Methodological report Employment in the national economy according to administrative data sources](#)

Terms used in official statistics

[Employed persons in the national economy](#)